

## Help Guide to Campden BRI databases

The following databases are currently available from this website.

**Agro Chemicals** - gives information on over 290 pesticides used on barley, hops and apples.

**Beer Composition** - gives information on all components which could be found in beer and cider.

**Book** - covers the Books held in the Library at Nutfield.

**Brew Lit** - the worlds most comprehensive bibliographic brewing literature database.

**Briefing Notes** - contains briefing notes on key Food Safety topics. Access is limited to nominated personnel.

**BRI Review** - contains over 950 articles and reports on brewing and malting research carried out by Campden BRI and includes links to full text PDFs

**Events** - covers all future conferences, exhibitions and other events relevant to the Brewing industry.

**EU Legislation** – contains information on laws relating to food safety and environmental matters.

**Labelling** – provides a link to our international labelling database service.

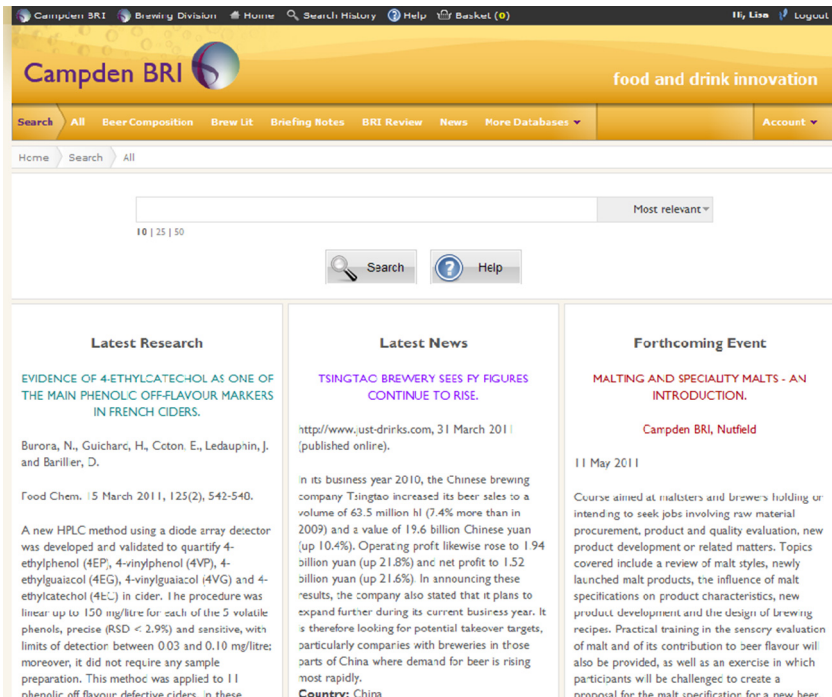
**News** – global news database of current and past items covering all aspects of the brewing and malting industries.

### Help using the databases

This document gives a detailed guide to the use of the databases. If you have any problems using the databases and require help, please email: [membership@bri-advantage.com](mailto:membership@bri-advantage.com), or telephone Steve Whitcher on +44 (0) 1737 824 277. We can also provide training sessions on use of the databases. Please contact the Membership Team at [membership@bri-advantage](mailto:membership@bri-advantage) if you would like to arrange this. These services are free of charge to members.

### Login

Access to the databases is via login and password. The login page is shown below. If you do not have a login and password please contact the Membership Team at [membership@bri-advantage.com](mailto:membership@bri-advantage.com).



The screenshot shows the Campden BRI website interface. At the top, there is a navigation bar with links for Home, Search History, Help, and Basket. Below this is a search bar with a dropdown menu for 'All' and a 'Search' button. The main content area is divided into three columns: 'Latest Research', 'Latest News', and 'Forthcoming Event'. The 'Latest Research' section features an article titled 'EVIDENCE OF 4-ETHYLCAECATECHOL AS ONE OF THE MAIN PHENOLIC OFF-FLAVOUR MARKERS IN FRENCH CIDERS' by Barora, N., Guichard, H., Coton, E., Ledauphin, J., and Bariller, D., published in Food Chem. on 15 March 2011. The 'Latest News' section highlights 'TSINGTAO BREWERY SEES FY FIGURES CONTINUE TO RISE' with a link to the full article. The 'Forthcoming Event' section lists 'MALTING AND SPECIALTY MALTS - AN INTRODUCTION' at Campden BRI, Nutfield, on 11 May 2011.

## Navigation

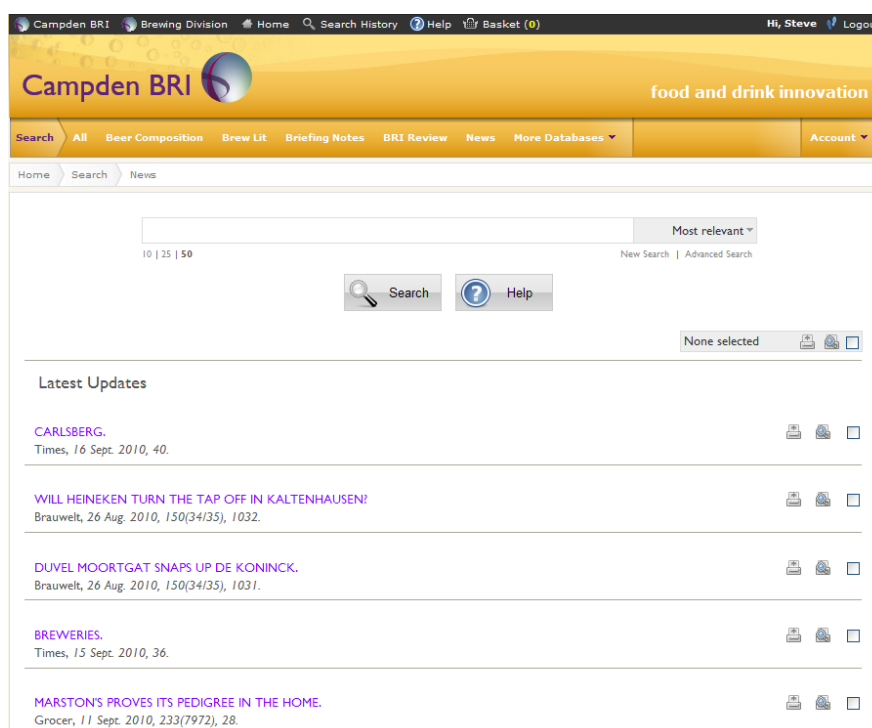
To navigate between the different databases, use the Menu Bar near the top of the screen. When searching, a record of the search is shown in the grey Search Trail below the Menu Bar. This allows backward navigation within a search.



## Database Entry Page

The entry page for each database shows the latest additions or changes to each database.

### The entry page for the News database



## Simple Search

Using the simple search is easy. First choose the database that you would like to search from the top Menu Bar. If you are not sure which database you want, select the "All" option at the left of the Menu Bar. This will search across all the databases.

To search, just type in words or phrases into the search box, hit Enter or click on the Search button, and the database will retrieve records that are relevant to your query. The simple search searches across all of the database fields.

## Example of an All Search

The screenshot shows the Campden BRI website search results for the query 'sulphur dioxide'. The page header includes the Campden BRI logo and navigation links. The search bar contains the query 'sulphur dioxide' and shows 10 results per page. The results are sorted by 'Most relevant'. The search results are categorized into three groups:

- Agro Chemicals:** ENDOSULFAN by Hoechst. A link to 'View all 6 records from Agro Chemicals...' is provided.
- Book:** CHEMISTRY OF SULPHUR DIOXIDE IN FOODS. by Wedzicha, B.L. 1984. A note states 'This is the only record found in Book...'.
- Brew Lit:** INFLUENCE OF ENDOGENOUS SULPHUR DIOXIDE ON THE STALING OF BEER, METHODS FOR INFLUENCING THE SULPHUR DIOXIDE CONTENT. (Einfluss von biereigenem SO<sub>2</sub> auf die Alterung des Bieres. Methoden zur Beeinflussung des SO<sub>2</sub>-Gehaltes). by Narziss, L., Miedaner, H., Lustig, S. and Kubrich, J. Brauwelt, 7 Dec. 1995, 135(49), 2576-2578, 2582, 2584-2586, 2600, 2602, 2604, 2606. A link to 'View all 520 records from Brew Lit...' is provided.

### Some basic guidelines for searching

- Generally, all the words you put in the query will be used, but common linking words called stop words are ignored. These are listed in the stop word list at the end of this document.
- Search is always case insensitive. Searching for mycotoxins is the same as searching for MYCOTOXINS.
- Mostly punctuation is ignored (that is, you can't search for @#\$\$%^&\*()=+[]\ and other special characters).

### Phrase search (“”)

By putting double quotes around a set of words, you are telling the search engine to consider the exact words in that exact order without any change. This can be useful to help refine your search and find the more relevant items on a topic with a large number of records.

However, the relevancy sort function takes into account the order of your terms and the fact that the words are together so it means that records which are matching are more likely to be at the top of the list. With this in mind quotes are often not necessary and it might be best to try the search initially without quotes. If you always use a phrase search you might be missing good results accidentally. For example, a search for “sulphur dioxide” (with quotes) will miss the records that refer to SO<sub>2</sub> and sulphur.

Example: flavour stability = 1,284 records, “flavour stability” = 684 records.

### Terms you want to exclude (-)

Attaching a minus sign immediately before a word indicates that you do not want records that contain this word to appear in your results. The minus sign should appear immediately before the word and should be preceded with a space. For example, “sulphur dioxide” –sulphite will return records that contain the phrase sulphur dioxide but not records containing the word sulphite.

### Fill in the blanks (\*)

The asterisk, \*, or wildcard, is little-known tool but can be a very powerful one. If you include \* within a query, it tells the database to treat the asterisk as a placeholder for any unknown term(s) and then find the best matches. For example enzym\* will return records that contain enzyme and enzymatic. Sometimes it is not necessary, for example if you do a search on malt it will automatically find maltose, malting, malted. If you wish to only include the word malt you should search for “malt”.

### The OR operator

The default behaviour is to consider all the words in a search, equivalent to using AND. If you want to specifically allow either one of several words, you can use the OR operator which can be typed in

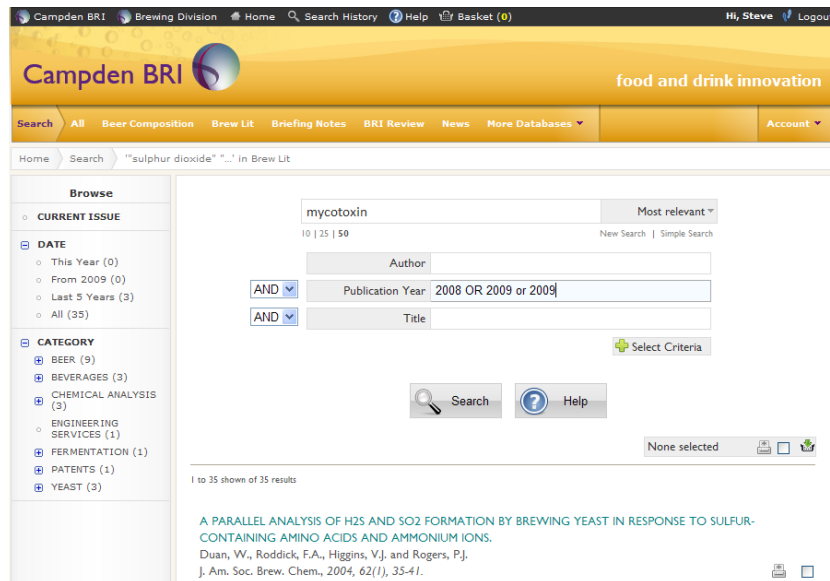
capital or lowercase. For example, “sulphur dioxide” OR “hydrogen sulphide” will give you results about either one of these chemicals, whereas “sulphur dioxide” “hydrogen sulphide” (without the OR) will automatically link the two phrases with “and” so the search will only return records that contain both phrases.

### Search for “sulphur dioxide” “hydrogen sulphide”

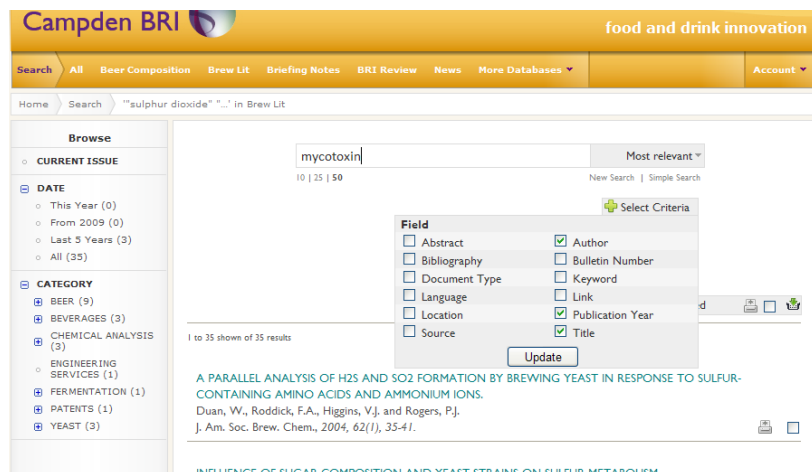


### Advanced Search

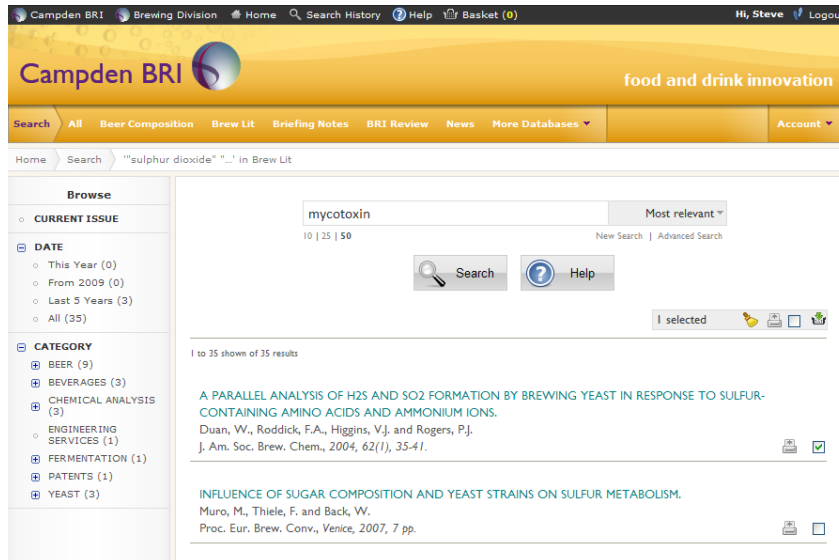
If you wish to be more specific about which fields you search across you should use the advanced search.



You can add as many fields as you like to an advanced search by clicking on the Select Criteria Button



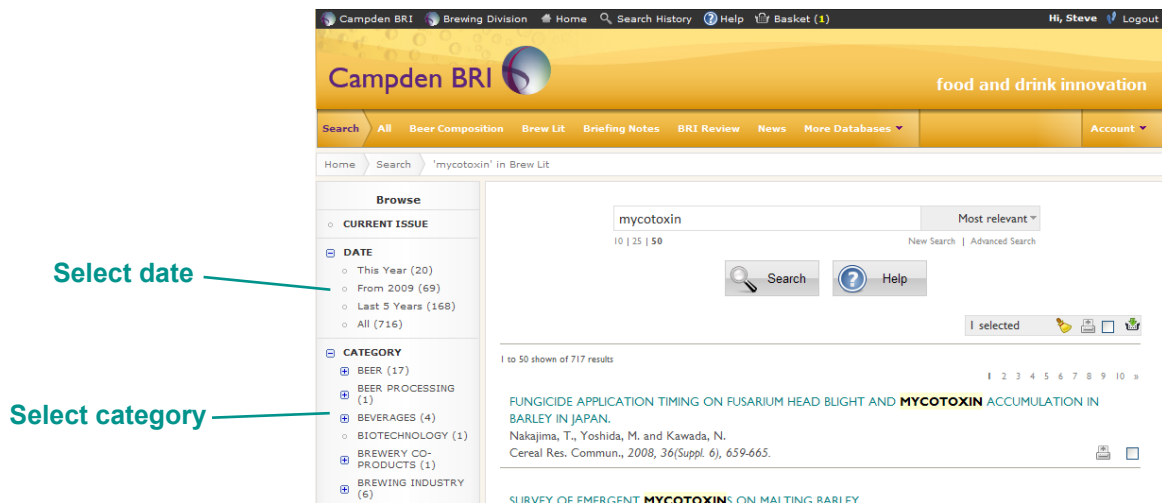
For example the advanced search shown in the illustration below will search for records with mycotoxin with Baxter as author.



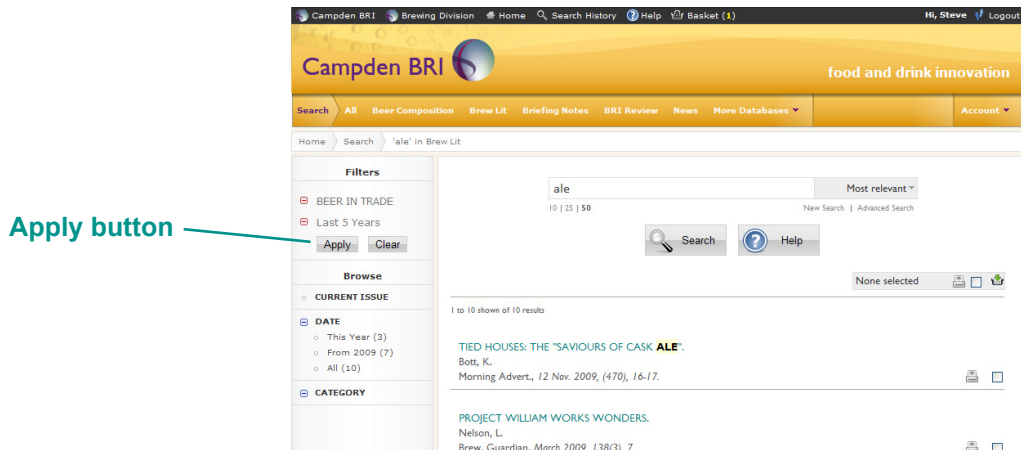
### Browse Feature in Brew Lit

The information in Brew Lit can also be accessed via the browse feature which can be found in the left hand navigation panel. Information can be browsed by both date and category. There are two levels of category and the second level can be accessed by clicking on the +.

It is not possible to browse by more than one category at a time, although a date and a category can be selected simultaneously. If you select more than one category, no results will be returned.

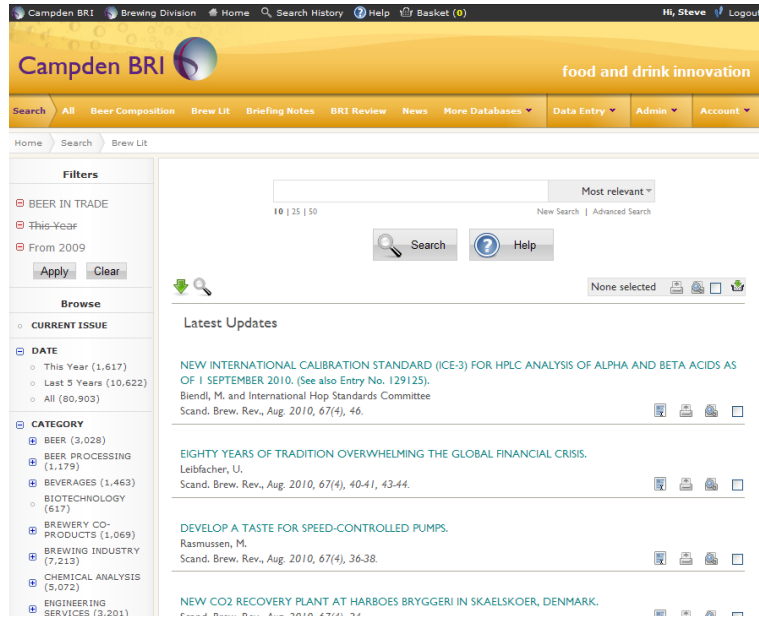


After selecting a category and/or date, click the Apply button to return the results.



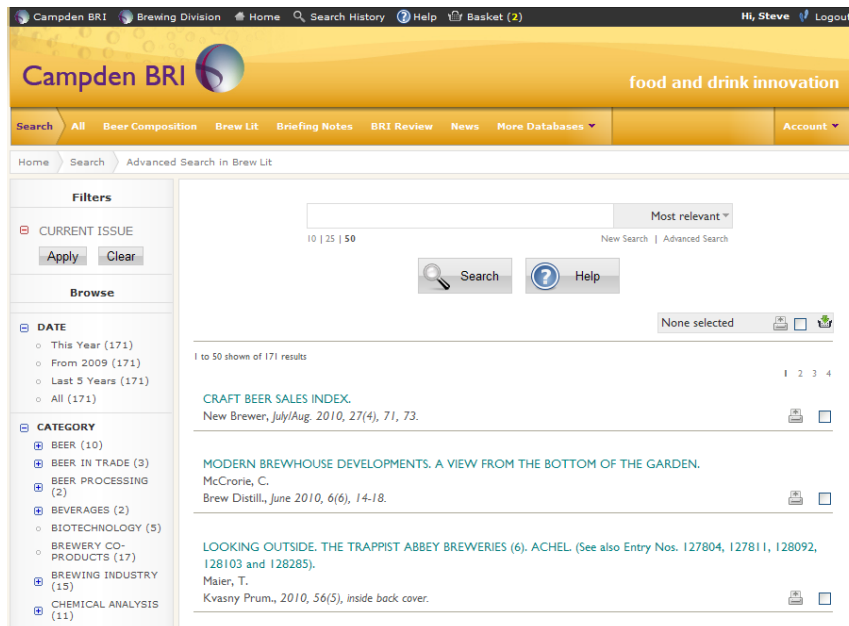
The example above shows browsing the category **Beer in Trade** over the last year.

To browse a different category, it is necessary first to remove the previous category. To do this, click on the category name where it appears under Filters in the left hand navigation panel. A strikethrough appears through the item, which can then be removed by clicking once again on the Apply button.



### Browse the Monthly Industry Review

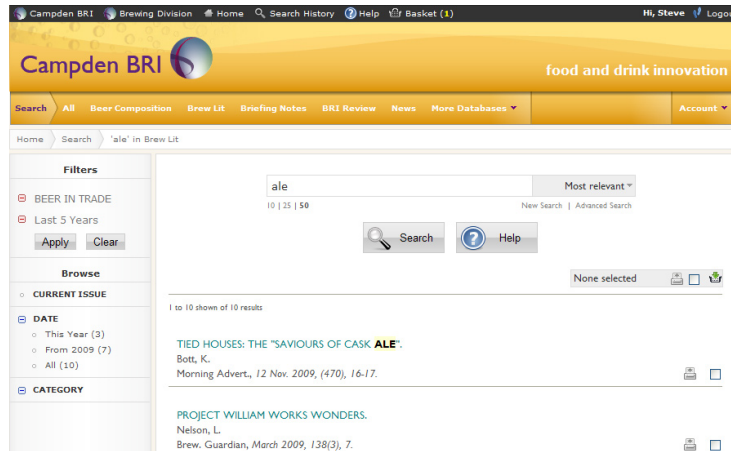
The current issue of the Monthly Industry Review can be browsed online by first selecting “Current Issue” from the left hand navigation and clicking the Apply button. Select a category and click again on the Apply button. To view a new category, it is necessary first to remove the previous category. To do this, click on the category name where it appears under Filters in the left hand navigation panel. A strikethrough appears through the item, which can then be removed by clicking once again on the Apply button. Choose a new category and click the Apply button.



### Searching and Browsing

When you search Brew Lit, the number of records in each category are updated for your search. You can also mix and match browse filters with searching as in the example overleaf where a combination browse and search has been done for **Beer in Trade** over the **Last 5 Years** with the search term **ale**. To reset the search, click on *New Search*.





### Combined browse and search

#### Sorting

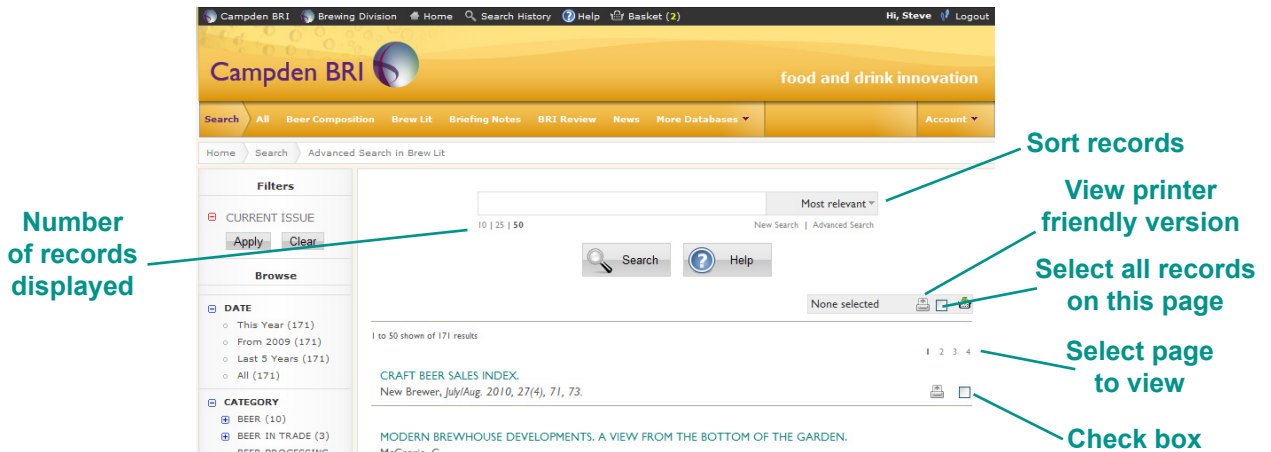
For each database once a search has been performed records can be sorted by “Most relevant” which is the default, by “Latest First” to view the most recent records and also by “Oldest First”. You can change the number of records displayed on the screen by clicking on 10, 25 or 50 which will then display 10, 25 or 50 records per page. You can navigate between the different pages of records by selecting the page number 1 to 10. Please note that the maximum number of records that can be returned is 1000.

#### Selecting Items

Items can be selected for printing or ordering by either checking the box next to the item or by clicking on the Select All Records on this Page box just above the list of records. This will automatically add all records to your list so if you are looking at 50 records on a page, all 50 will be added to the list.

When you have selected all the items that you wish to store from your current search you can print them or copy and paste them into other applications, for example Microsoft Word/Outlook.

To do this click on the View Printer Friendly Version icon.



This produces the screen below.

**A PARALLEL ANALYSIS OF H<sub>2</sub>S AND SO<sub>2</sub> FORMATION BY BREWING YEAST IN RESPONSE TO SULFUR-CONTAINING AMINO ACIDS AND AMMONIUM IONS.**

Duan, W., Roddick, F.A., Higgins, V.J. and Rogers, P.J., *J. Am. Soc. Brew. Chem.*, 2004, 62(1), 35-41.

Hydrogen sulphide (which can cause off flavours and unpleasant odours) and sulphur dioxide (which has antioxidant properties that can prevent or retard the oxidative processes leading to the formation of certain carbonyl compounds linked to off flavours) are potentially very important influences on the sensory quality of beer and are formed during fermentation, but up to the time of writing it has generally been very difficult to predict or control their formation. The development of a simple and convenient method for monitoring the levels of both compounds in fermenting wort and beer, using detector membranes treated with either of two reagents (silver nitrate, which reacts with hydrogen sulphide to form silver sulphide and thus stains the membrane black, or an iodine/starch complex, which is blue but becomes colourless when it reacts with sulphur dioxide, thereby reducing the bound iodine to iodide) on which drops of wort or beer are placed and the levels therein of the compound to which a given membrane reacts are estimated from the colour change (if any) at the position of each sample drop, is described together with its use in an investigation into factors influencing hydrogen sulphide and/or sulphur dioxide formation during fermentation. It was found that production of both compounds increased with rising wort cysteine concentrations, except in the presence of methionine, which repressed the cysteine induced increase in hydrogen sulphide but had no such effect on sulphur dioxide formation. Higher wort nitrogen levels also reduced the extent of cysteine induced hydrogen sulphide formation but increased the yeast's output of sulphur dioxide. Despite the close relationship between the respective biochemical mechanisms by which the two sulphur compounds are formed during fermentation, therefore, the fact that they are differently affected by various changes in the fermenting environment offers possibilities for controlling them independently.

**Bulletin Number:** 114606

**Subject:** Flavour and Aroma (H253)

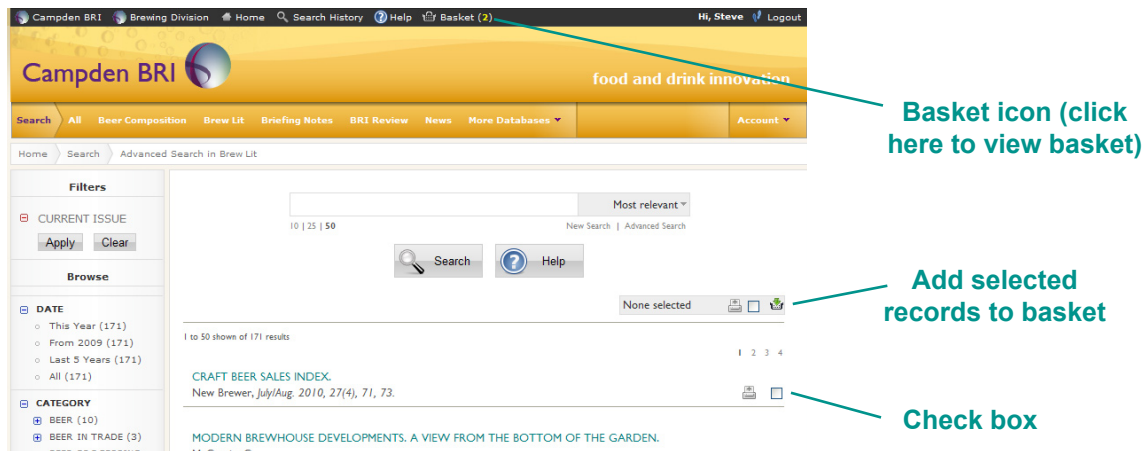
**Keywords:** biochemistry, biosynthesis, brewers' yeast, composition, fermentation, hydrogen sulphide, sulphur dioxide, wort

## Document Ordering

Campden BRI offers a full document supply service. To use this service your account must be activated. Please contact the Membership Team at [membership@bri-advantage.com](mailto:membership@bri-advantage.com) for activation.

To order a document, first select the item by clicking on the check box on the right. To add to basket, click on the Add Selected Records to Basket item on the right above the list of records.

To view the contents of your basket, click the Basket icon on the grey bar at the top of the page.



When placing an order you must choose options:

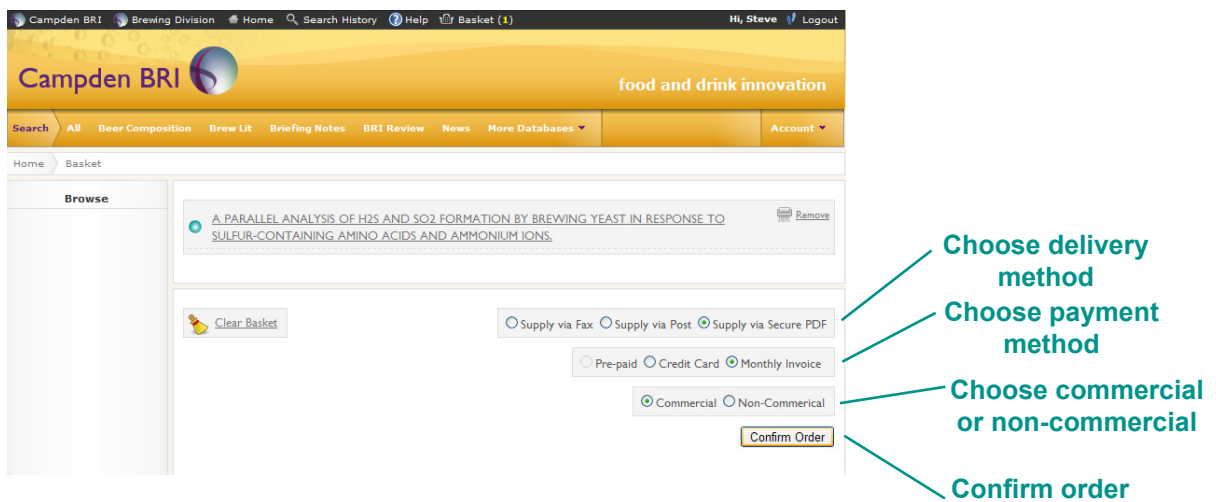
**1. Method of delivery:** choose from Fax, Post, or Secure PDF.

It is a requirement of UK Copyright Law that emailed pdfs of documents must be secured to limit the number of times they can be opened and printed. In order to open a secure pdf, it is necessary to download the reader software and register. We strongly recommend that you contact us at [library@bri-advantage.com](mailto:library@bri-advantage.com) before you order documents by secure pdf. We will then send you a link to download the software and a registration file. You will have to install the software which may need to be done by your IT team.

**2. Payment method:** choose from Prepaid, Credit Card or Monthly Invoice.

Campden BRI pays Copyright Fees to the Copyright Licensing Agency. Prices vary from journal to journal. Please email [library@bri-advantage.com](mailto:library@bri-advantage.com) if you require details of the costs. A pre-payment option can be set up in advance and if you would like to do this please contact the Membership Team at [membership@bri-advantage.com](mailto:membership@bri-advantage.com). For credit card payments we will contact you to take the details over the telephone.

**3. Commercial or Non-commercial:** This will be commercial in the vast majority of cases.



Clicking on the Confirm Order button will send your order to us via email and we will be in contact with you shortly. You will receive an automated email confirmation of your order. If you do not receive a confirmation email, please contact [library@bri-advantage.com](mailto:library@bri-advantage.com).



## Stop Word List

1	be	had	most	some	want
2	because	he	much	still	was
3	been	have	must	such	way
4	before	her	my	take	we
5	being	here	never	than	well
6	between	him	no	that	were
7	both	himself	now	the	what
8	but	his	of	their	when
9	by	how	on	them	where
0	came	if	only	then	which
\$	come	in	or	there	while
about	could	into	other	these	who
after	did	is	our	they	will
all	do	it	out	this	with
also	does	its	over	those	would
an	each	just	re	through	you
and	else	like	said	to	your
another	for	make	same	too	a b c d e f g h i
any	from	many	see	under	j k l m n o p q r
are	get	me	should	up	s t u v w x y z
as	got	might	since	use	
at	has	more	so	very	